

Issue One 2011

SPORTALOOSA

Quarterly



Something Jazzy

Now at stud in Londonderry, NSW

Contact Derek Reed
Phone 0407 894 706
Email somethingjazzy@dodo.com.au



4 times Appaloosa National Reining Champion
2008 National Grand Champion Appaloosa halter stallion

Proven sire of champions including champion foal 2009
Sportaloosa video futurity

Stud fee: \$850, plus vet, shipment or agistment, costs will vary.

Shipped semen preferred, frozen also may be available.



CA Encore - colt by Something Jazzy from First Audition



CA Entourage - colt by Something Jazzy from First Audition
- winner of the 2009 Sportaloosa Video Foal Futurity



Geralee Appaloosa Stud

Home of: Yallawa Bound For Stardom



Central Goldfields,
Victoria, Australia
Contact Tracy Allender
Phone +61 (0) 3 5464 1140

WJ Beyond The Stars x
Bar Vee Montoyas Dream

2010 Stud Fee \$450.00
plus vet costs,

\$30.00 per week
agistment. \$100.00
booking fee non refundable
but deductible off the
service fee.

Chilled and frozen semen
Available. POA.

Breeding incentives
available.



www.geralee.webs.com



Good times and bad

It's often said that the true mettle of a person reveals itself under pressure and many of our Sportaloosa family have experienced real pressure in recent times, with closer encounters with rising flood waters and terrifying winds than anyone would hope for.

Through loss, frightening near misses and lucky escapes it's been wonderful to see the support and care that people have shown each other and livestock when they've needed assistance. Thank goodness for Facebook and text messages for letting us keep in touch and know where and how people were and we're especially relieved that Sportaloosa members in Queensland, Victoria and even New Zealand have made it through safely, though not exactly unscathed.

We can only play a small part in their recovery but we hope that our efforts, combined with others, can help our irreplaceable people get themselves and their properties on their feet again.

It's times like these that show us the good and the bad; people giving each other unstinting help and caring deeply about what's happening to each other. Then, there's the occasional person taking advantage of a situation to take something that doesn't belong to them. Our support will always belong to the first kind of person and we hope to keep supporting great Sportaloosa members for a long time to come.

In this issue, enjoy the neat spotted babies that have been born over the past few months and if you own one, get videoing! Entries are now open for the \$1,000 Sportaloosa Video Futurity and all registered foals (if one of the sire and dam is registered) are eligible. Best yet, their entry is free.

Don't hesitate to let us know if you need a hand filming; if we can help, we will.

Until next time
Petra and Samantha

Contacts

In Australia, USA or Europe, contact

Samantha McAuliffe

Post PO Box 101
Manilla (near Tamworth)
NSW 2346, Australia
Phone In Australia: 02 6743 3533
Outside Australia: + 61 2 6743 3533
Email samantha@sportaloosa.com



In New Zealand, contact

Petra Davidson

Post 1165 Whangaripo Valley Road
RD2 Wellsford 0972, New Zealand
Phone In NZ: 09 423 9552 (evenings)
Outside NZ: + 64 9 423 9552
Email petra@sportaloosa.com



Inside

2010 high point winners	5
2011 video futurity	9
Second annual web auction	11
Final high achiever	13
The Thoroughbred advantage	14-15
Sportaloosa snippets	18
Q & A	20
Where did the colours go?	22
Foal gallery	24-26
Welcome to new members & stud prefixes	30
Appaloosa profile over the years	32-34
Corrrect canter lead - a Colleen Kelly article	37-38
After 2000	42
Schedule of fees	44
Flood alert... managing horses during a flood crisis	48

Sportaloosa high point winners 2010

2010 saw some spectacular performances by Sportaloosas and their owners in all sorts of equestrian disciplines and in tough competition. Please give a round of applause to our high point winners for 2010: the ever-consistent PineRow Dat's A Goer, the stylish youngster Yallawa Playful Times and the grand old campaigner Joker's Deputy, who takes Bronwyn Preston to her high point amateur rider win.

In true Sportaloosa style, our high point awards this year are wonderful embroidered rugs.

Be in to win in 2011 - download the points form from www.sportaloosa.com/forms/RecordPoints.pdf, take a copy to every competition and send the results to us!



High Point Ridden Horse

PineRow Dat's A Goer, ridden by Carolyn Kitchener of Tasmania, Australia



High Point Led Horse

Yallawa Playful Times, shown by Diane Johnston of Tasmania, Australia



High Point Amateur Rider

Bronwyn Preston of Rotorua, New Zealand riding Joker's Deputy

Mighty Illuminating

Mighty Luminous (imp) x Momentarily Zipped

Stunning 14.3hh athlete
Multi-supreme champion in hand

First season available to outside
mares (limited book)



Photos by Sportaloosa International

Standing at Dunrobin Sport Horses
Waipara, New Zealand
Fiona Harris 03 314 6003
waipara.sleepers@snap.net.nz



Double Cross
proudly introduces **Cayuse Paratrooper**

Cayuse Paratrooper is a full and half brother to national/state champions.

A very athletic calm minded stallion, used for rough country stockwork. He has plenty of cowsense and great paces to ride all day.

He's a champion stallion in the showring and an ideal sire for an allrounder for all the family, pony club, camp-draft, timed events, dressage and jumping with a calm easy to train nature.



First year at public stud, introductory fee \$500, agistment and vet at cost.

Mr Chairman
Mighty Storm Song (USA - dec)
Mighty Wind Song

Cayuse Fewsion
Cayuse Few Moon
Pablos Legend

Now at stud in Bobinawarra, Victoria - Contact Sue Bond - Phone +61 3 5727 3449

www.sportaloosa.com/DoubleCross




Palousa San Sebastian

WORLD CLASS DRESSAGE & JUMPING PEDIGREE, FULL BLACK LEOPARD SPOTTED STALLION

San Remo (Wolkentanz) x Palousa Caprice (Gribaldi)

Champion British Sportshorse Grading 2009



Location UK

Contact Elsa Strandberg

Email start@globalnet.co.uk

Phone +44 7 7330 98831

www.dressagestuds.com

\$1,000

Sportaloosa video futurity

\$1,000 video futurity – entries now open!

Entry is free to all registered Sportaloosa foals born in the 2010/11 season. All you need to do is film your foal at liberty, showing walk, trot, canter and some poses so that our judge can evaluate it on its type, frame, movement and suitability for performance.

Our 2011 judge is New Zealand's Hanovarian studbook classifier Robin Potter. Robin is a List 2 dressage judge, previously a national showhunter judge and a performance horse breeder. She has been one of four approved Hanovarian classifiers in NZ since 2001, having trained in both NZ and Germany and completed rigorous exams to qualify so we're delighted to have her assistance for this great competition.

Length up to 5 minutes per foal

Age of foal 6 months

Formats VHS tape, DVD or CD

Entries close 30 April 2011

Prize pool \$1,000 AUD

Sportaloosa jacket for the best made video

All entrants get a Sportaloosa goody

Winner gets the magnificent McDonald Signs perpetual trophy for a year AND a replica to keep.

FINE PRINT AND REQUIREMENTS FOR ENTRY

- entry is free to eligible foals
- futurity is open to foals born between 1 August 2010 and 30 March 2011 that have applied for Sportaloosa International registration
- foals must be eligible for Sportaloosa Studbook One, Two or the Solid Studbook
- foals must be by a registered Sportaloosa stallion and/or out of a registered Sportaloosa mare
- the stallion or mare can be registered with Sportaloosa International up until entries close
- the registration application for foal can be received any time up until entries close
- the person submitting the entry must be a member of Sportaloosa International
- the video can have been filmed by anyone but the person submitting the entry must have the videographer's permission to use their work
- the video can be submitted on VHS tape, DVD or CD
- there is no limit to the number of eligible foals that can be entered by any Sportaloosa member
- once submitted, the entry becomes the property of Sportaloosa International and may be used in advertising, promotion and publicity



www.mcdonaldsigns.com.au

MCDONALD
We put your logo on anything

02 6382 2076

info@mcdonaldsigns.com.au

- Digital Printing
- Signs & Banners
- Branded Clothing
- Screenprinting
- Vehicle Signage
- Trophies & Engraving

Nnamtrah Appaloosas/Sportaloosas

Nnamtrah Prince's Tattoo

Kaywana Prince Halfway x Pasadena Spotlight



Stud fee \$500 LFG



2010 QLD State Champion
Suitability For Dressage,
Reserve Champion Led Hack

Yallawa Timeless Dream

The Test Of Time (USA) x Bar Vee Montoyas Dream



Stud fee \$800 LFG for his
debut season only



\$1,000
Sportaloosa video futurity

Ron and Kerry Hartmann • Tamworth, NSW • Phone 02 67670370 • Email tongo@mysoul.com.au

More photos, pedigrees and
video on our web site

nnamtrahappaloosas.webs.com

Second annual Sportaloosa web auction

The first ever Sportaloosa web auction saw 6 quality Sportaloosas sold and the horses that took part were seen nearly 6,000 times each. That was such a promising start that the auction has become an annual event.

We're starting promotion extra early and we've adopted some of your great suggestions: we're running the auction over a weekend, we've made plenty of improvements to the web site so buyers will receive emails when they're outbid and we can set minimum bid increments.

The auction entry fee is a very reasonable \$100 (Australian dollars) or \$130 (NZ dollars) and if your horse sells for its reserve price or above, there's a 5% success commission.

Start planning now - take photos and video while your horse is sleek and shiny and if you have any questions, please contact us.

Entries taken until 30 April

Catalogue available mid-May

Register to bid from 16 May

Auction runs 28 - 29 May

Consignment form available soon... keep an eye on www.sportaloosa.com



NZ's ultimate working bred Appaloosa comes of age...

ENRICHED

Imp in
utero

Ric O'Lena (dec) x Cayuse Mighty Enchanting



Photo at 3 years by
Sportaloosa International



Now at stud in Wairoa, Hawkes Bay, New Zealand

Contact - Sheena Martin

Phone - 06 838 6949

Email - sheenamartin@xtra.co.nz

www.arawood.co.nz



HIGH ACHIEVER *PineRow Dat's A Goer*



Our final high achiever for 2010 is Pinerow Dat's A Goer.

Ridden by owner and trainer Carolyn Kitchener, Pinerow Dat's A Goer has put in outstanding performances in the hunter hack arena, most notably at the Royal Hobart Show, one of the biggest shows in Tasmania.

Not only did 'Johnny' win his height class, he also took out the largest class of the day - the owner/rider class - with a one handed gallop that blew all the others away.

A colourful pair amongst a sea of plain brown, bay and chestnut hacks, Johnny and Carolyn are the perfect high achievers!



CAYUSE MIGHTY OUTRAGEOUS

Multi National and State Appaloosa Champion Halter and Performance.
Bronze medallion in halter & Hunter Under Saddle and Registers of Merit in Hacking & Bridle
Path Hack. Silver Medallion in dressage.



At stud in South East Queensland, Australia
Contact OUTRAGEOUS PERFORMANCE HORSES - Tom and Leane Williams
Phone+ 61 7 5426 8825 or 0423 317 826 Email outrageoushorses@bigpond.com

www.sportaloosa.com/outrageoushorses

\$1,000

Sportaloosa video futurity

The Thoroughbred advantage

To produce a good coloured sporthorse today is a challenge for our breeders. There are some good horses out there competing in open company but more are needed countrywide to make more of an impact. We need to produce horses with the size, movement, athletic ability coupled with trainable temperaments and stunning coat patterns.

With so much hype nowadays to lure breeders to use the warmblood cross they sadly will overlook one of the world's best, tried and true breeds, the awesome Thoroughbred.

A lot of people get hung up on the various myths flying around about Thoroughbreds. Some say they are hot and scatty. Well yes, a two year old pumped full of grain and only taught the go button would appear that way but the same horse if brought up in a non-racing environment would appear vastly different.

Many Thoroughbreds have a kind, quiet nature when trained on as performance horses. Unfortunately many people haven't the skills to handle the sensitivity of the breed. The other myth that they have bad feet is usually caused by frequent and bad shoeing. Navicular is rarely seen in the Thoroughbred, although common in the warmblood breeds. Thoroughbreds are of a good



size; the bigger the horse is the more unsoundness you get, plus the loss of natural athleticism.

If we were forced to use the Thoroughbred and not the heavier breeds the sporthorse would be a very different horse today. It is still the hardest breed to beat in eventing and actually worldwide the Thoroughbred influence is saving and keeping the warmblood breeds alive and successful today. This unsung hero has many representatives successful at high levels of showjumping, dressage and hunting.


Why is the Thoroughbred so successful as a sporthorse? It's the only breed in the world that has been continuously selected for resilience, speed and heart over the past 500 years. It has been continuously tested through racing, not bred for fashion and its success has been defined by being first over the finish line. There is no other breed in the world that has gone through the same continuous test. Their conformation has developed because of years of evaluation of performance instead of changing fads and fashions of the showing judges.

In Australasia we are lucky to have easy access to this wonderful breed. Not only are there good proven sporthorse sires available but some very suitable mares can be obtained at reasonable costs not like overseas where the price of Thoroughbreds are much higher.

Our Australasian Thoroughbreds are tough horses and a lot of the horses that come off the track have been trained by trainers that know horses so often a good choice to buy after their racing days are over. Some of the lines that have produced good jumpers go back to Mr Prospector, Grovenour, Spectacular Spy, Sir Tristram and Palace Music.

We have seen lovely horses produced by either using the homozygous fewspot or snowcap blanketed mares crossed to a good Thoroughbred sire or the Thoroughbred mare crossed with the spotted stallion.

It would appear both ways around produce horses of great type. In Europe they often only put the 'hot over the top', in other words crossing the Thoroughbred stallion over the heavy, slower breeds. The Thoroughbred is an approved cross for both the Sportaloosa and Knabstrupper breeds.



Lewisville Appaloosas

Home of Cayuse Confession
Cayuse Fewsion (dec) x Tiny Drift (QH)

Warren & Ann Lewis
Woodend, Victoria

Phone: (03) 5427 1681
Fax: (03) 5427 1856

Now presenting LV Lane Frost
Skip's Supreme (imp USA/exp NZ) x Cayuse A Little Confewsed



Multi-champion colt at halter
Photo at 18 months old by Ev Lagoon

National, State and Futurity Champion
R.O.M. Reining
R.O.M. Trail
R.O.M. General Performance

Photo at 19 years old, taken during the
2010 Sportaloosa video trip

www.lewisvilleappaloosas.com





Sportaloosa snippets

EQUITANA 2010

If you haven't heard, we had a blast at Equitana.

We talked ourselves hoarse promoting spotted horses and our spotted ambassador Cayuse A Grand Illusion took part in 4 stallion parades and 2 breed displays with commentary (we didn't have stage fright of course!!), feared for his life when he met the the ferocious Viking ponies, spent a fair bit of time snoozing in his stall and graciously kept his complaints to the management about people saying how nice he looked to a minimum!

We had every Sportaloosa stallion on display, recent magazines, a fine looking sales list, breeding guide, information on the appaloosa colour-causing gene LP, video, photos and heaps of giveaways.

In a prelude of things to come we had a couple of small floods through the display stall but on the plus side, a good dressage saddle blanket was there to soak it all up.

This and more in Illusion's diary on Facebook.... if you've not seen it, take a look at www.facebook.com/sportaloosa, find the photo section and look for the album called Illusion's diary.

Winners of the Sportaloosa stallion services

Congratulations to these lucky winners

- Yvonne Wintergreene - winner of the service to Cayuse A Grand Illusion

- Bridget Woodward - winner of the service to Mighty Luminous we wish you wonderful foals!



PROUD SPONSOR OF THE 39th AUSTRALIAN NATIONAL APPALOOSA CHAMPIONSHIPS

We're delighted to announce our sponsorship of the Preliminary Dressage 1D, Novice Dressage 2B, Elementary Dressage 3B and the Open Working Hunter 3'3" classes at the Australian Appaloosa Nationals.

The nationals are to be held 25th - 30th March 2011 at AELEC in Tamworth, NSW.

See www.appaloosa.org.au for more.

WINNER OF THE FIRST SPORTALOOSA CLASSES IN NEW ZEALAND

The classy gelding Commanche Warrior took away the Sportaloosa sash at the Taranaki In Hand All Breeds Show, where NZ's first ever Sportaloosa classes were held.

Congratulations to owner Elizabeth Prentice and to all entrants!



LEATHERFOOT SHALAKO MOON

Joker's Fire 'n' Ice x Trinity Dixie Delight



Jennifer Baker & Roger Taylor
Leatherfoot Appaloosa & Miniature Horse Stud
Scargill Valley - 03 314 7048 - leatherfoot@xtra.co.nz

Leatherfoot Spotted Hawk
by Leatherfoot Shalako Moon



www.leatherfootappaloosas.webs.com

Sportaloosa Q & A

Q. After half an hour of riding my horse starts to throw his head... what is wrong? Is it his neck? Is it the saddle?

A. There are a few things for you to check.

If your horse wet backed after an hour's riding, are there big dry patches anywhere underneath the saddle? If the back is reasonably wet with sweat right along where the saddle sits, with very few dry spots it is not your saddle. However, if there are big dry spots your saddle might be pinching and the horse is reacting to the pressure.

Also you must check his teeth for any sharp edges or anything that the bit could be pressing on. Does his bit fit him well or could it be pinching?

Are you gripping the reins and flexing the neck horizontally all the time so his neck is always arching? If you are, especially after some time riding, his neck could become cramped and previously unused muscles can start to hurt.

Remember to ride your horse on a completely free rein a lot of the time, especially if you are riding the trail for hours or schooling.

Letting your horse stretch his neck and relax his muscles is a great reward as well as giving him the recovery time he needs. You will see that he stops this annoying head tossing before it becomes an ingrained habit.

Q. I have read somewhere that a horse should have a flat forehead? Why would that be factor? Jane NSW.

A. It has been a noted fact not only recently but years ago too that a lot of top performance horses do have a flat forehead. It seems to be mainly connected with the horse's mental attitude to work with the rider. Horses with a more bulging forehead, may be smart and athletic but often their minds work against the rider not with them.

Why would that be? The bulging forehead can change the set of the eyes which then increases the blind spot in front of the horse's vision. Remember, horses cannot see directly in front or behind and any additional bulge in the forehead means it's harder for them to focus as they have to constantly move their head to scan the blind spot. Often these horses are more spooky too.



McDreamy

TC Colidas Ghost x Wot Dreams R Maid
Of (national supreme champion mare)



Dual registered Appaloosa & Sportaloosa stallion
flyinghorsestud@hotmail.com - 07 304 9882 - Whakatane, New Zealand

www.flyinghorsestud.webs.com



WHERE DID THE COLOURS GO?

Written by Thomas Jensen

*Reproduced with kind permission of Eurodressage -
www.eurodressage.com*

A brief glance at the FEI world ranking of dressage horses reveals a lot of blacks, chestnuts and bays. Even the odd grey horse, but then that is practically the end of the colour variety. The colours of the modern dressage horse are chestnut, black, bay and grey, and we all know that the colour really does not matter. "A good horse has no colour" they say.

As a painter I have often enjoyed studying 18th century paintings of noble knights and their fearless mounts of rare beauty. These outstandingly elegant horses wearing exclusive leather tack decorated with gold, precious stones and silk must have been some of the best horses in their time and some must have been the forefathers of the modern sport horses.

These horses, portrayed by renowned painters, came in all colours. Some were solid bays, some flaxen chestnuts and others were black with a blanket of leopard spots. Some were blue roan, some were palomino, while others were silver dapple, piebald, red dun, smoky black, ivory or amber champagne, skewbald, perlino, full spotted leopard, red dun, buckskin with snowflakes, chestnut pangare, dapple grey, grulla, even brindle or simply black! But where did all the colours go?

Breeding for Distinct Colour

We are very proud to claim that we breed for performance. With "performance" being all that matters we should be able to gradually improve the performance abilities of our breed. On the other hand, when breeding for a distinct colour we assume that there is absolutely no emphasis on performance and coloured horses are often considered less valuable performers as they must have been bred with an emphasis different than performance!

Does the current colour palette of the modern sport horse not make it a distinct colour breed with its extreme limit of variety? Having (systematically?) outbred nearly all additional colour genes man has made the modern warmblood a breed of very distinct colouring. Apart from the two basic colours, chestnut and black, most warmblood breeds only include the agouti gene that makes a black horse bay and the gene for grey which gradually turns any colour into white.

The modern warmblood horse carries a lot of thoroughbred in their pedigrees and most thoroughbreds are solid bay. Probably coloured horses in the racing industry went out of fashion at some point in time? In the US it is known that some purebred thoroughbred horses have the cream dilution gene, but in earlier days a palomino thoroughbred would be registered chestnut with the Jockey Club and a buckskin would be registered as bay.

The Return of Colours?

The huge variety of horse colours is still found in the few wild herds where "survival of the fittest" is the exclusive selection for breeding. We also know many of these amazing colours from the Icelandic horse, the Shetland pony, some draught horses, some of the American show breeds, the Argentine Criollo and the Russian Akhal Teke to mention but a few.

At present most coloured warmbloods are registered with breeding associations specifically for horses of a certain colour, like pinto, knobstrappers, palominos etc., but will colour ever return into the established performance breeding of sport horses? Recently, Zangersheide approved a buckskin coloured jumper stallion with origins going back to the American Saddlebred, but there are still a few breeding lines left of coloured horses of pure warmblood breed..

Some sport horse studbooks, like the Hanoverian, have a colour policy excluding horses of certain colours regardless their pedigree or performance abilities, while others like the Dutch Warmblood (KWPN) have actually brought back colour into the sport horse breeding through the piebald (pinto) stallion Samber who has thousands of coloured warmblood descendants all over the world. For those who pay an interest in sport horses of colour it is also well-known that the Swedish Warmblood stallion Bernstein was buckskin as is his licensed son Ravel.

The Trakehner association has found back their ancient piebald horses and it seems there is an increasing demand for sport horses of colour. The German Oldenburg Verband has successfully auctioned several skewbald foals and riding horses and in 2008 I witnessed a nearly all-white sabino chestnut filly by Florenco x Relevant selling for a good price at the Elite foal auction!

Cayuse

Blizzard-O-Lena

Ric O'Lena x Cayuse Skip N On Ice by Skip's Supreme



Ice's pedigree is full of names to brag about and he is a looker to boot. Being a Palomino fewspot, we expect Ice will produce loads of colour including dilutes in a full range of coat patterns. Blessed with a stunningly thick, wavy mane & tail, Ice really looks like a fairytale horse when all scrubbed up.

He's quick on his feet and can turn on a dime. Ice is now freshly broken and is showing promise for numerous sports including reining, cutting and campdrafting. Ice has a kind, gentle nature and a relaxed, sensible disposition. He is handled by the whole family and is an absolute pleasure to own. Standing at stud for his first season in 2010.

Shoshoni Appaloosas - Tamworth, NSW

Jason & Natalie Wilkinson 02 676 42331

www.shoshoniappaloosas.webs.com

2010 foal gallery



The Test Of Time (USA)
x Northbound Gold N Cash



Barvee Mytee Spectacular x
Ashfield Mere Elegance



Cayuse Bradford x
LV Skip The Confewson



Harry Hotspur
x Battle Royle (AWHA)



Oregon Park Aristokat
x Kerrinna Turn N Heartz



Captain Jack Sparrow
x GB Little Abbie Suede



Cayuse Mighty Cooperit
x Grand Detour




Oregon Park Aristokat
x Kerrinna Angel Snow Dust



Barvee Mytee Spectacular x
Cayuse Skip N Stones



Oregon Park Aristokat
x Oregon Park Moon Rock



Barvee Mytee Spectacular
x Cayuse Looking Stormy



Aachemedies (WB)
x Eldorado L'il Miss Henry



Harry Hotspur
x Appydales Lilly Infewson



The Test Of Time (imp)
x Cayuse Few N Far Between



Gymnastik Star
x Arnies Little Doe



Cayuse A Grand Illusion
x Cayuse Mighty Tantalizing



The Test Of Time (imp)
x Barvee Montoyas Dream



Cayuse Bradford
x Tinsel Lady (TB)



The Test Of Time (imp)
x Aldersyde Miss Vanity



Oregon Park Aristokat
x Kerrinna Sierra Sioux



GAB's Whata Kracka
x Cayuse Three In One




Cayuse Chatta Lena
x Cayuse Southern Sunday



Skip's Supreme (USA) x
Eve 'N' Rock



Cayuse Chatta Lena
x Cayuse Skip's Stinger



Yallawa Timeless Dream
x Nnamtrah Black Beauty



Barvee Mytee Spectacular
x Cayuse Mighty Surprising




Fiji R (imp WB)
x Blue Crystal



Yallawa Timeless Dream
x Nnamtrah Snowflake



Skip's Supreme (USA) x
Miss Jagady



Cayuse Bradford
x Cashed Up Rockstar



Cayuse Confewision
x Aquatena (ASB)



Cayuse Mighty Windstorm
x Blitzkrieg (QH)



The Test Of Time (USA)
x Pretty Conclusive Stuff



Cayuse Mighty Windstorm
x Riverdowns Dier As Dreams



Captain Jack Sparrow
x TC Colidas Ginger Spice



Skip's Supreme (USA) x
Momentarily Zipped



GAB's Whata Kracka
x Fair Haze



Cayuse Chatta Lena
x Cayuse Consider Me



Cayuse Bradford
x Northbound Pozin For Cash



Cayuse Chatta Lena
x Pepto's Flashy Oak



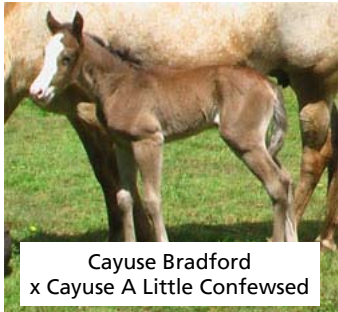
Cayuse Confewision
x Hollys Pay Day



Enriched
x Arawood Confetti



Enriched
x Sunspots Sheer Delight



Cayuse Bradford
x Cayuse A Little Confewsed



McDreamy
x Starlands Blue Lady



Moonshadow (Sportaloosa
pony) x Miss Millie




The Test Of Time (USA)
x Yallowa Something Special



Yallowa Timeless Dream
x Shoshoni Dream Catcher



Mighty Luminous (imp)
x LA Warrior Queen




Cayuse Bradford
x LV Swift Confewision



Cayuse A Grand Illusion
x Cayuse Few Moon



Cayuse A Grand Illusion
x Cayuse Just Too Beautiful



Cayuse A Grand Illusion
x Cayuse Dun To Perfection



Barvee Mytee Spectacular
x She's Kinda Rockin

DOUBLE A ARIKI PII HUI



Born in 2003, this brown blanketed stallion stands 16hh and has an exceptional temperament.

Southbound McCue	Colidas Jet Set	Colida Lad	Colida
			Lowry Girl
		Hazel Hancock	Hancocks Pepper
			Bo Mitze
Sunrise Southern Cross	Sunrise Personality		Dominos Speckled Prince
			Sheila F
	Wiley's Mt Baker Flicka	Morgans Jaguar	
		Bonnie Ann R	
Ara Awa Delta Ace	Sunspots Goin To Be An Ace	Plaudit Flash Fox	Plaudit Silver Fox
			Saguaro Quick Step
	Deck O Lisa	Deck Bar	
		Tacos Moana Lisa	
	Ara Awa Apuski Dusky	Plaudit Silver Fox	Hollywood Plaudit
			Jacobs Sunset Princess
Miss Hancock		Hancocks Pepper	
		Sunkiss	

Double A Appaloosas

David & Lynne Adkins Amberley, New Zealand Phone 03 314 8412 Mobile 0274 325 889 Email dadkins@scorch.co.nz

www.doubleaappaloosas.co.nz

YALLAWA APPALOOSAS

SHOW • WORK • PLEASURE


The Test of Time (imp)



STUD FEE
\$1,210
FROZEN SEMEN NOW
IN NZ!

Frozen semen available in Australia AND New Zealand!

Bar Vee Mytee Spectacular



REDUCED
STUD FEE FOR 2010 -
NOW ONLY \$770!
(USUALLY \$990)

Frozen semen available Australia only



Contact Tammy Basham
Phone + 61 3 588 71335

www.yallawa-appaloosas.com

Deniliquin, NSW
yallawa@dragnet.com.au

The Ultimate Dream (imp Aust)

Mega Dream (USA) x Sirrahvale Rock'n Robin

Any way you look at him, he's a champion sire. National Supreme Champion and sire of multiple National Supreme Champions. 8 times winner National Get of Sire. 2009 and 2010 Leading Sire of Point-Earning Halter Horses. 2009 sire of Hi Point Junior Western Performance Horse and National Supreme Champion, 2010 sire of Hi Point Overall Halter Horse and much more.

Stud fee \$1,000 + GST (LFG), AI available



Photos by Sportaloosa International 2010



Sheila Dandy - 07 322 8222 - Whakatane, New Zealand
www.clearviewstud.co.nz

Welcome to new members

Bridget Woodward
Kirstin Dwyer
Tracey Curry
Tracey Simmonds
Dianna Nelson
Karen Lever
Rebecca Clay
Deborah Ploeger
Leeann Mannix

Kerrinna - Karen Fischer
Leatherfoot - Jenny Baker
LV - Lewisville Appaloosas: Warren & Ann Lewis
Mc - Flying Horse Stud
Mighty - Sparkling Acres Appaloosas
NN - Nikki Robertson
Nnamtrah - Ron & Kerry Hartmann
OPH - Outrageous Performance Horses
Oregon Park - Ev Lagoon
Rocking M Stud - Amanda McHugh
Savannah - Valmai Jones
SD - Sandy Beardmore
Shawin - Shawin Appaloosas
Shoshoni - Jason & Natalie Wilkinson
SS - Marian Noonan
Successful Strides - Helena Shanal
Urban - Nancy Shallcrass
Wallowa - Jessica Mitchell
Woodvale Park - Peter Metcalf
Yallawa - Tammy Basham
Yukon Farm - Janet Carter

Registered stud prefixes

Ascot - John D Noble
AP - AP Performance Horses
Arawood - Arawood Appaloosas
Avenlee - Heather Lee &
Joachim Blatchly
BL - Max Schofer
Blacklaw - Jon Firmin
Blackwatch - Lisa Bell
CA - Debra Bawden
Cayuse - Cayuse Appaloosas
Centennial - John & Robyn Twaddle
Clearview - Sheila Dandy
Danneker - Tamar Baker
DayDream - DayDream Stud: Dave Gundry &
Dianne Udy
DC - Double Cross Sportaloosas
Double A - David & Lynne Adkins
Double S - Pat Simpson
Frog Rock - Kirily Rimmer
GAB Horses - Allison Alderton
JCJ - D & S Lindley



Official carrier for Sportaloosa International

Offering a safe, reliable weekly service from Brisbane to Sydney then on to Melbourne and return with connections from North Queensland and South Australia



Email: ddht@bigpond.com
Phone: 1300 DDHT 01 (1300 3348 01)
Mobile: 0408 289 272 Web www.ddht.com.au

SPARKLING ACRES APPALOOSAS

Beautiful, quality youngsters with leading imported Sportaloosa bloodlines, balanced frames, powerful movement and priceless temperaments available for sale now.



'Mighty Intriguing' 2006 gelding by Mighty Luminous. Full brother to multi supreme champion Mighty Illuminating, 15.2hh & still growing. Unbeatable temperament & serious performance potential. So quiet he's been used as a travel companion for babies since he was 2. Terrific young rider or amateur horse. \$3,500



'Transfixed' 2009 gelding by Riverside (Germany) from Cayuse Few In The Cru (Australia), full sister to Cayuse A Grand Illusion. Huge, intelligent boy with breathtaking potential for dressage and jumping. A future superstar with a worldclass Hanovarian pedigree, a cool Sportaloosa head and a reasonable Sportaloosa price. Subtle appaloosa colour, will mature 16.2+. \$10,000



'Mighty Sublime' 2009 gelding by Mighty Luminous from the lovely Little Brown Jug JB mare Heather. Sweetest possible temperament, ground covering movement, an ideal all rounder but especially suited to the hack ring, dressage arena, jumping or eventing. Mature approx 15.3hh. A bargain at \$2,300

More for sale, check out our web site for full sales list. All come with Sportaloosa registration, branded, wormed regularly and well cared for. Raised in large paddocks with plenty of room to run and plenty of company so they're sound and sane. Personal inspection welcome.

Contact: Petra Davidson, Wellsford, New Zealand
Phone 09 423 9552 Email petra@sparklingacres.co.nz

www.sparklingacres.co.nz



The Appaloosa profile over the years

Apelusi by Dan Muller - 1936

This image was published in Muller's 204 page book of illustrations and anecdotes entitled "Horses". Although never used by the Appaloosa Horse Club (it was published two years before there was an Appaloosa Horse Club) this drawing is interesting in that it was labeled with the name of the breed-- "Apelusi" -- and that it predated the "famous" Western Horseman article by Dr. Francis Haines (1937) which gave Claude Thompson the inspiration to form a registry for the spotted horses he was already breeding and raising.

Muller describes the Apelusi as an "odd colored pony more or less blue in front and the rest of him white with blue spots- the size of a silver dollar over his rump. Can be found in most Montana-Wyoming Injun camps, and there are quite a few above the border in Western- Canadian Country. Usually has a 'glass' eye. In build, not much different from the average run of Injun pony. Where the white man owns him, and feeds him well, he gets to have size... and 'bottom'."



Appaloosa by Roland Wood -- 1957

This profile of an Appaloosa drawn by Appaloosa breeder Roy Wood was used "semi-offically" in the early Appaloosa News Magazines on the Table of Contents page. It was replaced with the "official" drawing made by Phippen in the early 1960's.

Interestingly, this early Appaloosa profile has a body style and neck which is similar to the much later Mixer image, a head similar to the Phippen image, yet has the finest and smallest legs and feet of all of the profiles pictured.

This image was sold on ApHC stickers and decals even after the Phippen Appaloosa came into being- an example can be seen in an ApHC ad on the inside back cover of the July 1965 Appaloosa News where the buyer can choose between this image, the Shatka Bearstep "Flying Appaloosa", youth galloping on Appaloosas, and the Phippen image.

Several regional clubs advertised with this image well into the 1970's.



Appaloosa by George Phippen - 1967

This drawing was an official Appaloosa profile commissioned by the Appaloosa Horse Club Board of Directors from renowned Western artist, George Phippen.

Phippen reportedly used photographs of early Appaloosa champions, as well as conformation illustrations/ measurements of top Thoroughbreds, to make a composite of the ideal Appaloosa. Palmer Wagner's book "The American Appaloosa Anthology" tells that Phippen submitted several drafts to the BOD which were sent back for revision before the final image was approved.

This image was used in official ApHC Standards, The Appaloosa News, and in ApHC correspondence until the late 1970's. A 1972 colored version by Merilee appeared on the cover of the paperback volumes of the "Appaloosa Horse Club Stud Book and Registry".

Appaloosa by S.J. Hubbell - 1964

R.E. Hawkins and S.J. Hubbell together published a book in 1964 entitled "The Appaloosa- Breed Characteristics and Registration Requirements". This book was approved by ApHC Executive Secretary George Hatley, and was offered for sale through the ApHC in the 1960's- an example again can be seen in the July 1965 Appaloosa News, where the ApHC advertises "Authoritative Appaloosa Books from your Appaloosa Horse Club, Inc." .

The books offered in this ad are Volumes 3, 4, and 5 of the "Appaloosa Horse Club Stud Book and Registry", Francis Haines' "Appaloosa- The Spotted Horse in Art & History", "The Appaloosa- Racing record-Vol 1", and the book this image was printed in.

This profile has a frame almost identical to the Phippen Appaloosa, but with the belly flattened, the hip and stifle fleshed out, slightly finer legs and feet, and a noticeably "cleaner" head and neck. (and longer ears!)



Appaloosa by Orren Mixer - 1980

This image was commissioned by the ApHC Board from famous equine artist Orren Mixer.

The Mixer Appaloosa undeniably resembles the Ideal American Quarter Horse painted by Mixer for the AQHA a few years earlier. This image has been the source of much controversy and conflict among people who resent the perception of the Appaloosa being "just" a "Quarter Horse with spots".


Taken part by part, this profile is of a longer horse-- but the length is not in the back, as some claim- it actually is from a longer, more angled shoulder. The belly is tucked even more than the Hubbell Appaloosa, and the head shorter- and made to appear even more so by being turned slightly. The hip appears larger- but while it is longer horizontally, it is not as deep vertically as the Phippen horse-- the croup of the Mixer horse is higher by virtue of a longer gaskin than the Phippen horse-- their hocks sit at an almost identical level.

The Mixer Appaloosa, interestingly, has the largest foot and most substantial leg bone of all the profiles pictured.

Appaloosa by Suanne Wamsley-- 198?

This drawing is taken from a series of fourteen drawings of Appaloosa color and pattern representations done by Wamsley for the ApHC. These images appeared in a guide published by the ApHC called "Identifying the Appaloosa".

These images also appear on a poster of the same title, which the ApHC sent out with promotional literature. This is a more relaxed and slightly "smoother" horse compared to the Mixer Appaloosa, and this horse is "leveled out" (comparing wither height to hip height) by virtue of being drawn with a longer forearm. Otherwise, the general conformation and proportions remain the same as the Mixer Appaloosa, except for slightly finer legs and feet, and an even smaller head.



SAVANNAH
APPALOOSA STUD
PROUDLY PRESENTS

Cayuse Mighty Windstorm

Supreme Champion Stallion

REGISTERED AAA AND SPORALOOSA SIRE
NOT JUST A PRETTY FACE, DOUBLE CROSS OF MIGHTY STORM SONG!

Sire - Mighty Storm Song imp/dec*USA Dam - Cayuse Mighty McJames

High class performance bloodlines, intelligent and athletic, with temperaments second to none.
Show, cutting, challenge, campdraft, time event horses and pony club mounts a speciality.



\$1,000
Sportaloosa video futurity

Fee \$1,500 LFG, includes agistment and preg test by vet Standing at Renner Springs Station, N.T.

INQUIRIES contact Valmai Jones PH 08 89644555 Email srs@activ8.net.au

www.savannahappaloosaanddroughtmasterstud.com

Delatite Park

APPALOOSAS

Bendigo, Victoria



\$800 plus vet fees
Progeny for sale

CAYUSE BRADFORD

Sire: Mighty Storm Song (IMP/DEC)

Dam: Cayuse Mighty Mcjames

Mel 0427 478 175

delatitepark@live.com.au

www.delatitepark.webs.com





Colleen Kelly Rider Biomechanics

Improving the Horse Rider's Balance, Seat & Posture

**ARTICLE**www.colleenkelly.net

Correct canter lead

Trained horses, when they are on a circle, are normally more comfortable when they are on the 'correct' lead. If they are going to the left, then it's almost like a "rocking diamond", starting with the right hind foot, then the left hind and right forelimbs are on the ground at the same time, then it's "finished off" with all the weight on the left front foot on it's own. Then there is a brief moment where all four legs are off the ground, and that's called the moment of suspension.

OK, that's the theory, but I know when I was a kid this was one of my greatest bug-bears: knowing when the horse is on the correct canter lead, and fearing the coach's yelling "you're on the wrong leg, AGAIN!"

Look down!

This is one of the few times you have my whole hearted permission to look down to find out if you're on the correct canter lead or not. Give yourself permission to "look and learn", it's OK for those geniuses who can "instantly feel" if the horse is on the correct canter lead, but for us "mere mortals", then have a look!

Look down when you are cantering. Lean a bit forward if you have to (be safe! have your heels down!), but I bet that when you really look carefully you will see one leg "sticking out", more forward than then other.

Perhaps you might see the horse's knee on one side, but hardly see any leg on the other.

The leg you see most of is the lead you are on, i.e. if you can see more left front leg than the right, then you're on the left canter lead.

My coach says I'm wrong

When we're on the "wrong" canter lead, that's when we're travelling to the left, but we're actually on the right lead (or vice versa).

So if you're wrong, then travelling to the left you'll see more of the right leg sticking out.

Don't punish the horse for being 'wrong'

A lot of riders, not knowing what is about to happen in years to come in the horse's training always rouse on the horse when they're on the 'wrong' leg.

In years to come you are REQUIRED to be on the wrong canter leg, and we call that counter canter (OK counter canter is a bit different than "wrong leg", but it's close enough to think of it that way for now).

So don't get upset with your horse. It's hard enough to get counter canter later on, so don't rouse on him now!

Instead of stopping, coming to a grinding halt, punishing your horse and starting again, I normally stay on the 'wrong' canter lead for a couple of laps to let the horse feel that it isn't so nice!



He's got to canter on the wrong leg in years to come anyway, so it can't hurt! And, then when you ask again, after bouncing around and feeling uncomfortable, he'll be way more happy to help you onto the correct canter lead which is more comfortable for the pair of you.

Getting the correct lead

All the books say "inside leg on the girth", and then "outside leg behind", and then depending on where you train, kick with the outside leg, or kick with the inside leg.

Well, here's a trick to try...yes have the inside leg forward, but lean forward a little tiny (invisible!) bit, and if you're always getting wrong leads, then turn and pretend to "spit" on the inside hind foot!

OK sounds a bit weird "spitting" (or at least pretending to!) on your horse, but there's something about "spitting" that makes our whole body do as it's told! Sometimes if you say to riders "inside leg on the girth", then the rest of the body doesn't follow, and they give all sorts of weird aids twisted up like a pretzel on caffeine.

But, when you "spit" you won't make a mistake, not only will your inside leg be forward, but so will your hip, and I have no idea why looking to the hind leg seems to work, but it sure does!

The horse that just WON'T do it right...

We get LOTS of horses that just will NOT go on the correct canter lead. Even with the very best riders aboard, they're STILL on the wrong leg!

If the horse was a race horse, he may have been taught (or even punished) to go on only one lead.

The horse might just be stiff, or sore, or may be just a habit, but some of them sure are stubborn about it!

That's where lunging and/or the round pen come into it. Now it doesn't have to be round, we have worked in square yards in the past...it's a bit harder but it still works! It might take AGES, but once the horse is comfortable on both leads in the round pen, and can hold it easily, then try again. Patience, kindness, a loving pat are often all that's needed. But yes, PATIENCE is often the key.

And...don't forget correct flexion

If the horse is looking to the outside, he'll nearly ALWAYS go on the wrong lead, so make sure you have a little bit of inside flexion of the head and neck, and inside leg WELL FORWARD.

It's often a big shock, especially for the more advanced riders to discover that their inside leg has NEVER been on the girth. Have a look down, the girth is probably a foot in front of you, that's normally half the problem.

This is SO IMPORTANT: Often the canter problem isn't a canter problem at all.... it's a FLEXION problem!!!!

No! It STILL won't work!

If the horse is very determined to be on the wrong leg in the round pen or on the lunge, then it's time for the vet or other medical practitioner to have a look at the horse. It could be something as simple as a pulled muscle. It could be something as serious as laminitis (especially if you're over feeding - look for rings on the horse's hooves!), so always get it checked out by a professional.

OK...it's ME not the horse!

If the horse consistently goes on both correct canter leads in the round pen, and goes on correct canter leads easily for other riders, then it's time to really have a good look at your posture, balance and position. Email Colleen at info@colleenkelly.net and you can talk about a video lesson where you quickly video your work, send it to her, and she sends you a "lesson on line".

2010
APHANZ
SUPER HORSE &
MULTI HI POINT WINNER

GAB'S WHATA KRACKA

THE ACTION HERO



- Studbook One Sportaloosa stallion
- Registered and classified Appaloosa stallion
- 100% Appaloosa colour producer
- Outstanding temperament
- Social disposition
- All round sports horse
- Sire of charming, quality foals



Location Whangarei, New Zealand
Contact Allison Alderton
Phone +64 9 432 9327
Web www.gabappaloosas.webs.com



Real jumping
talent...

Cayuse Mighty Cooperit

Bondleigh Lodge proudly presents a talented individual at stud.

Mighty Cooperit combines spectacular jumping bloodlines with the cool head of the Appaloosa and is proving to have real jumping talent.

He began jumping at D Grade EFA in 2008 and won his first unofficial dressage test at Lucindale Show in 2009. He is super rideable and moves very much like a warmblood with a naturally round frame.

Height: 15.2hh.

Stud fee \$1,100 plus collection and shipping.

Now at stud in Monarto, South Australia

Contact Max Schofer
Phone 0401 930 400
Outside Australia +61 4019 30400

[www.sportaloosa.com/
BondleighLodge](http://www.sportaloosa.com/BondleighLodge)



© Amelia Johnson



You can't get the stallion.....
 But you CAN get his foals!

Take the positive step this season with your mare.

Breed to Ultimate Affair*

Colour, Conformation, Consistency.

Oregon Park Appaloosas

www.oregonparkappaloosas.com



After 2000

Courtesy of Maurice Potter

The sun has chased the moon around the globe awhile since I last wrote to tell of the out come of the pretty foal. I had my hopes on, didn't really show much ability at bucking, used to trot out of the chute, about half way across the arena, dropped it's big head then just stand. So I paid a mate to make it a riding horse for my own use and it was very quiet and nice to ride.

Got it valued at a horse sale and I was offered about half the cost of breaking it in, anyway this day I'm riding down a country road and I see this quaint mail box horse head and all spots included.

Well me horse don't like this spooky object, about turns unseating me and heads for home, as luck has it I wasn't injured and had time to read the writing on the front gate SPORTALOOSA HORSE STUD.

Well I'm on foot and about a mile to the Sportaloosa home-stead, as I approached the stables and sheds I was mobbed by big Dalmatians dogs, they seemed friendly, then I noticed lots of spotted chooks even the Hills Hoist had spotted underwear blowing in the breeze.

By this time it's getting late and no one was about the house, so I headed back to the main road and hitch a ride home. I didn't like to wander about the stable complex, but I did notice a mob of very pretty, big well kept mares and foals.

When I got back to the mail box I left my business card and hope the Sportaloosa people can arrange for me to visit them...



DayDream Appaloosa Stud

Whangarei, New Zealand



Mararoa River Breeze - stallion at stud



Countless spots backed by generations of spots.... in the heart of New Zealand's beautiful Northland district.

Services available to our Appaloosa stallions and progeny for sale.

Contact Dave Gundry & Dianne Udy

E-mail dudy@xtra.co.nz

Phone (09) 430 2524 or (021) 862110

Web www.appaloosaddstud.co.nz



Photos by Sportaloosa International

SCHEDULE OF FEES

Membership

	NZD	AUD
One-off membership fee, includes registration of a stud prefix and online magazine	\$58	\$50
Annual classifieds subscription to web site - includes listing unlimited horses for sale for 12 months	\$24	\$20
Annual promotion subscription to web site - includes stallion/stud/mare/gelding/foal/trainer promotion and unlimited horses for sale. We welcome promotion of approved outcross stallions as well.	\$70	\$60
Annual Sportaloosa Secret Service subscription - for under 17s only - includes badge and programme just for kids	\$30	\$25

Registration

Studbook One, Two & Solid Studbook

Filly/colt up to 12 months	\$30	\$25
Gelding any age - if already entered in Appaloosa or Knabstrupper registry	\$30 \$24	\$25 \$20
Mare over 12 months - if already entered in Appaloosa or Knabstrupper registry	\$58 \$24	\$50 \$20
Colt over 12 months	\$58	\$50
Stallion classification (over 24 months) - if already entered and classified in Appaloosa or Knabstrupper registry	\$168 \$58	\$150 \$50

Open registry

Filly up to 12 months	\$30	\$25
Mare over 12 months	\$58	\$50
Gelding any age	\$30	\$25

Stallion/mare returns

Submitted annually		FREE
--------------------	--	------

Other

Transfer of ownership	\$18	\$15
-----------------------	------	------

Merchandise

Visit www.zazzle.com.au/sportaloosa for wonderful t-shirts, mousemats, caps and much more!



www.kerrinnaappaloosas.webs.com/

Oregon Park Aristokat



Kerrinna Appaloosas.
Horsham, Vic. 0353 844 207

CAYUSE.....

**BEATIFUL FOALS FOR SALE NOW.....
CLASSY MARES IN FOAL TO TOP
SPORTALOOSA AND KNABSTRUPPER SIRES.**

**Contact: Vince & Samantha McAuliffe
Cayuse Sportaloosas, PO. Box 101
Manilla NSW 2346
Ph: 0267433533
E-Mail: sportaloosa@bigpond.com**

WWW.CAYUSEAPPALOOSAS.COM

Looking for colour?



Grand Garcon (Hanoverian)
Grand Cru
Athene St.Pr. (Hanoverian)
Cayuse A Grand Illusion (Sire)
Cayuse Fewsion (Appaloosa)
Cayuse Transfewson
Cayuse Cats Eyes (Appaloosa)
Koenigsberg (Trakehner)
PPP Fighting Irish
PPP Lena Mathews (Appaloosa)
Frog Rock Shogun (Dam)
Chargers Pistol (Appaloosa)
Peppercorn Shoshane
Xanadu Lightning (Anglo-Arabian)

Sergeant Shogrand, 2006 Chestnut, AAA & Sportaloosa Reg, Beautiful movement, powerhouse hindquarters and great temperament with the added pizzazz of spots. Service Fee \$700 Live cover, vet and agistment fees extra depending on requirements. Contact Marian Noonan h:02 60415012 m:0417591355 e:mazandrob5@bigpond.com

This information in this fact sheet, or part thereof, downloaded from the website www.kohnkesown.com, can be used in newsletters and other horse/pony club or association bulletins, provided that the source of the fact sheet is acknowledged as courtesy of the author, Dr John Kohnke BVSc RDA, from the website www.kohnkesown.com.

The information cannot be used for magazine publication unless permission is sought from the author by email adminjpk@bigpond.com prior to publication.

Kohnke's Own® © Copyright 2011

FLOOD ALERT - Managing Horses During a Flood Crisis

by Dr John Kohnke BVSc RDA

The recent floods in 3 Australian states have highlighted the plight of horses during a flood crisis. In fact over 100 horses were lost on a single stud during the flash flooding in the Toowoomba area and Lochyer Valley during the early part of 2011.

Although many consider that horses are naturally strong swimmers and are observed to tread water for hours and can escape rising flood waters during a deluge, foals, young horses, pregnant mares and aged horses are often unable to swim against a raging current of cold, fast flowing water during a flash flood. They may be able to escape if they have access to higher ground, but may be restricted by fences which can lead to entanglement and hamper their escape. Horses are less likely to panic as they do in the face of a bushfire, but early evacuation to higher ground is paramount.

In contrast to horses in the path of a bushfire where they may be able to be evacuated on foot or on a trailer to a safe zone, often flood waters are much more hazardous because of the creeping, insidious nature of rising water and the uncertainty of the depth and current as it approaches.

Major Considerations

An evacuation plan should be put in place to move horses from low lying areas in advance of the flood waters.

1. If flood warnings are broadcast on radio or television, it is imperative to heed the advice and arrange for horses to be moved to higher ground or allow self access through a gate to a safe area above the estimated peak height of the rising water. If you are unable to move the horses by trailer to a safe area, then ensure that they have their own free access to higher ground, even arranging with a neighbour to allow you to cut a fence or open gates. It is unwise, as some suggest, to turn them free up a roadway to allow them to escape, as this can lead to risk of vehicle accidents and injury to the horses themselves on barbed fences or uneven ground on the sides of the road. If the dry high ground is limited in area as an island, then check the pasture for poisonous plants or trees, such as Oleander, (sudden death due to gastritis), Oak

Handy Hint

Salvage wet hay promptly after a flood

If you have hay stored in a shed or in a paddock hay shed, ideally it should be stacked on pallets to prevent moisture uptake from the ground. After a flood, hay can be salvaged in many cases if the stack is pulled apart and wet bales removed to reduce the risk of them going mouldy and ruining the bales around them. Hay which is stacked tightly together will resist water penetration for a few hours and only the outer bales may need to be removed. However, do not attempt to dry out and feed flood soaked hay to horses or other livestock as the flood water is likely to be highly contaminated and at risk of causing diarrhoea or gut infection. Use it for mulching the garden or as bales for preventing erosion on bare, cut ground in a water course or sides of a roadway on a slope, ensuring it is fenced off to prevent access by horses.

Handy Hint

Protect stored hay from rain or seepage

Make sure that the hay stored on high ground is kept as dry as possible, placed on logs or posts to reduce ground contact and water uptake. Do not cover hay or other feed directly with plastic covers to prevent rain damage as it is likely to sweat under the plastic and develop moulds which could cause colic. Always place timber over the hay to keep the plastic or iron sheets from touching the hay and ensure some ventilation around the hay. Likewise for stores of hard feed and chaff on higher ground in a flood emergency.

trees (risk of Stringhalt from new shoots and leaves) or Flame trees (sudden death), for example. Potentially poisonous plants such as flat weed and dandelion (Stringhalt) and bracken fern shoots (diarrhoea and nervous conditions) may affect horses forced to graze them over a 2-3 week period. If moving horses to a 'home' paddock near a house built on higher ground, be aware that some ornamental garden plants are poisonous to horses, so restrict access to garden beds if possible.

Remove flymask, headstall and rugs - In the event that a horse might have to swim to higher ground during a flood emergency, it is important to remove anything that could catch on trees or fenceposts. A rug could weigh the horse down while swimming and is also a catching hazard.

Identify Your Horses - Many horses are now microchipped, but if your horse is not, consider getting an identifying microchip inserted. Record your horse's brands and take a photo of your horse(s) and keep it in a safe place so that you have a record for identification. In an emergency situation, a plastic key tag tied in the mane is cheap & the hard plastic won't melt. An engraved metal 'dog tag' is preferred. Write his name and your phone number (mobile) and address on the reverse side with a black waterproof pen.

2. Plan to have a reserve of feed available in a dry place above the estimated water level, so that horses have access to hay especially as heavy rain can reduce grazing time and ability for horses to meet their demands for energy and protein, particularly if the flood lasts 5 - 7 days or longer.
3. Ensure that foals, growing horses, pregnant and lactating mares, as well as aged horses and ponies have hay or some hard feed to help maintain their energy, protein and fibre needs. In fact, lucerne hay at the rate of 1 biscuit (2kg) per 150kg body weight, or 3 - 4 biscuits for the average 500kg horse, or approximately 1.5% of body weight of dry feed, provides the energy and protein needs for flood stranded horses without the need for a complicated hard feed mix. A supplement of trace-mineral and vitamins, such as **Kohnke's Own Cell-Vital®**, or **Cell-Grow** for pregnant, or lactating mares and foals in a small volume of chaff will help to correct shortfalls in the hay or minimal amounts of hard feed.

Managing Horses During a Flood Crisis

4. It is most important that heavily pregnant pony and Thoroughbred mares are given at least good quality hay and if possible a hard feed daily to avoid the risk of them developing potentially fatal hyperlipaemia as a result of starving if confined to high ground, especially if they need to share food with other horses, cattle or other livestock taking refuge on high ground. Hyperlipaemia can be triggered in fat ponies and horses if they are unable to graze during wet weather, flooded pasture areas or have limited access to feed to maintain their energy needs for as short as 12 hours during a flood crisis. Hyperlipaemia is a genetic and breed related syndrome in ponies, some Thoroughbreds and even donkeys. It develops within 1 - 2 days under reduced or low feed intake and if not recognised within 3 - 5 days of onset, is often fatal within 8 - 10 days from the start of feed and water deprivation.

Handy Hint

Observe heavily pregnant pony mares for early signs of Hyperlipaemia.

The problem is more likely under cold conditions, and in heavily pregnant mares, as energy reserves are depleted much more rapidly. The early signs are depression, loss of appetite and weight loss as the animal's body literally runs out of energy due to a metabolic block caused by complexing of protein to fats (lipoprotein complex) in the liver as the susceptible animal attempts to mobilise its fat reserves to meet its energy needs. Check the horses daily, even if they are being given hay and examine the hay, especially if it is raining and soaked, to ensure that they are actually eating the hay or hard feed. If you observe these signs a few days after a flood has covered the grazing area or cut off access to pasture, then call your vet immediately to seek advice.

5. If horses are able to escape the rising flood water and reach higher ground, they are likely to have to share it with a variety of friendly and not so friendly animals, including snakes, lizards, rabbits and other animals as they too attempt to flee to high ground above the water line. It is possible that horses can be bitten by snakes also seeking refuge, and on a small area of high ground surrounded by an expanse of water, it can become crowded if there are no logs or undergrowth for shelter for snakes. If you visit the horses by boat, and particularly if you wade into water to reach them with food, always wear clothing to cover your legs and arms and closed footwear in case you come into contact with snakes or other potentially harmful 'critters', or walk on debris deposited by the flood waters. Do not take a dog or children with you as they could have a high risk of being bitten by a snake. Snakes can become aggressive if disturbed or annoyed by a dog.

Disease Issues

Probably the hardest issue to confront in a flood, although there is plenty of water surrounding the horses for them to drink, is that the water is likely to be highly contaminated! Flood waters often pick up harmful bacteria such as Salmonella spp, E. coli, Giardia and other potential water borne harmful organisms carried in run-off from bird roosting areas, cattle and other animal yards, as well as septic systems and sewerage treatment areas where the flood has invaded and carried these organisms into the flow of water.

Horses drinking contaminated water, especially foals and aged horses with lower immunity, are at risk of ingesting gut pathogens and developing diarrhoea, which is often difficult to treat if they cannot be isolated or moved to a less contaminated area for treatment. Even water from mains can become contaminated, although water stored in a tank on higher ground and reticulated to taps or troughs is likely to be safer for horses to drink, provided that the pipes have not been damaged by the erosion of fast flowing flood torrents. If you need to transport feed each day to a high ground area by boat, take a tub and a drum of fresh water for the horses to drink.

Insect Borne Diseases

High rainfall and flooding during the warmer weather facilitates mosquito breeding which can increase the risk of insect transmitted diseases, such as Ross River Fever, which has been reported in humans in a number of areas in Victoria over recent years, as well as annoying bites and allergic skin reactions to 'mozzie' bites in thin coated horses. Horses are susceptible to Ross River Fever, with a high temperature (fever), loss of appetite, depression and weakness which develops 7 - 10 days after the virus is introduced by infective mosquitoes.

One of the most disturbing reports from the North Queensland floods is that fruit bats are invading southern orchards in search of food and they have the risk of carrying highly fatal Hendra virus that can infect humans and horses, which is shed in higher amounts when the bats are under stress such as forced relocation or starvation.

Skin and Hoof Problems

Horses which are confined to water-logged yards, high ground areas and continuous periods of rain, are at risk of developing soft hooves, especially the hind hooves of heavily pregnant mares which are carrying the extra weight of their foals (an extra 70kg for a 500kg near term mare). Application of preparations, such as **Kohnke's Own Hoof-Seal** on alternate days can assist to maintain moisture content of the soles and frogs. Keeping the hooves as dry as possible will help reduce the risk of sole collapse and other wet weather conditions, such as Thrush in horses standing in their own droppings when confined to a small area.

Handy Hint

Apply 10% Iodine to the hooves, lower legs and top-line

Other conditions, such as Greasy Heel, Rain Scald and a higher risk of swollen lower limbs due to infection of lacerations (cuts), must also be managed during a flood crisis. If you note that the horses are becoming sore footed because of the damp conditions or the repeated rain showers which cause Rain Scald to flare up along the top-line, take a bottle of 10% Betadine® or Vetadine® PVP slow release iodine with you when visiting with feed. Paint the soles of the hooves and apply the iodine solution to the lower limbs and along the top-line if Rain Scald scabs are evident. Leave the iodine on the hooves and top-line for 10 minutes to release the iodine to help control surface infection. If it is raining, there is no need to rinse it off, but do not apply it to the head above the eyes as it could wash into the eyes as a horse grazes or eats its food and cause eye irritation. If it is not raining, then rinse off the iodine after 10 mins with a small volume of clean water. Repeat the iodine application every second day for best results.

Handy Hint

Take steps to avoid 'Mozzie' worry

Don't forget that following a flood, often pools or lakes of water remain for some time, which facilitate mosquito breeding. If you are aware of high populations of mosquitoes in your area following a flood, cover yourself with appropriate clothing, and your horses with a light rug against insect bites and apply a suitable repellent, such as long acting Flygon each night to reduce 'mozzie' worry. If 'mozzies' are aggressive, then it is best to shift the horses to another location to reduce the risk of allergic reactions. Ultraviolet 'mozzie' zappers may be useful if located on the outside of the stables.

Managing Horses During a Flood Crisis

After the Floods

In most cases, it is best to wait for at least 7 - 10 days after the flood water has receded before moving the horses back onto the pasture to allow the soil and pasture to dry out and recover. This will help prevent soil erosion and 'pugging' damage to the pasture and reduce the risk of hoof problems from the water-logged ground. After a flood or heavy rain, ensure that you remove any uneaten feed from feed bins left in a paddock and put it in the garbage as it may develop mould within a few days. Hungry horses returning to the pasture may be tempted to eat the spoiled feed or hay.

Although you may rejoice that your horses have survived the flooding and are well, you must be careful to observe them for signs of stress related colic, that the food and water is not contaminated and that Mud Fever does not lead to severe skin infections as the paddocks dry out. Check them thoroughly each day for the first 7 - 10 days after the flood in case they develop infections in lacerations or hoof infections and abscesses due to the wet, contaminated ground. It is good practice to give a tetanus booster to horses which have not been given a booster shot during the past 2 years. Consult your vet for advice.

One of the most common problems is the contamination of the grazing areas with faecal matter and sand. If sand is deposited onto the pasture and grazing area, it will cling to the plant stems and leaves and be ingested as horses hungry for a green pick, forage on the pasture. This can increase the risk of sand colic as quite significant volumes of sand can be ingested. It is important to avoid these grazing areas if the pasture appears to be loaded with sand. Although follow up rain will wash the sand off the plants, it may take some time before the pasture has a low risk of causing sand colic. Horses may also be tempted to eat weeds such as thistles drowned by the flood water, and even pasture grass such as ryegrass, cocksfoot and fescues as they become sweet as they wither and may cause diarrhoea or excess sugar intake in a horse or pony with underlying Equine Metabolic Syndrome (EMS) and trigger an episode of founder.

Handy Hint

Check out paddocks before restocking with horses

Receding flood waters are often highly contaminated. Walk the paddocks to pick up flood debris, and sticks and check for damaged fences, loose and broken wires and erosion, before allowing horses to return to their pasture or yards. Provide feed and hay in bins to reduce the uptake of potential harmful bacteria, and if necessary, fence off ponds and water pools to prevent horses drinking highly contaminated water, especially as the water dries up and becomes more concentrated in potentially harmful organisms and contamination. It is important to remove and bury any dead animal or bird carcasses to reduce the risk of botulism in horses grazing near the decaying carcasses.

And lastly, if you had to move your horses in the flood emergency, make some plans for evacuation in the event of another flood in the future, especially if you have low lying flat paddocks. If your paddocks are likely to flood next to a creek, then it may be worth considering building a flood mound on the highest part of the paddock and locating a water trough there so that horses can walk to higher ground under minor flood situations. A suitable size is 20 metres by 60 metres (a full size dressage arena) which is large enough for 4 horses for a few days with feed brought in daily. If possible locate a flood mound next to a built up roadway, linked by a bank for easy access or escape, in the event of a flood.

